

GUIDANCE POSTER PACK



STOP THE SPREAD

CATCH IT

Germs spread easily. Always carry tissues and use them to catch your cough or sneeze.



BIN IT

Germs can live for several hours on tissues. Dispose of your tissue as soon as possible.



KILL IT

Hands can transfer germs to every surface you touch. Clean your hands as soon as you can.



Hand Cleaning Technique - with sanitiser

Effective hand washing is the most important and easiest way to prevent the spread of illness.

Wash and dry or sanitise your hands frequently. Hand sanitiser should not replace regular hand washing.

Duration of the entire procedure: about 15-30 seconds



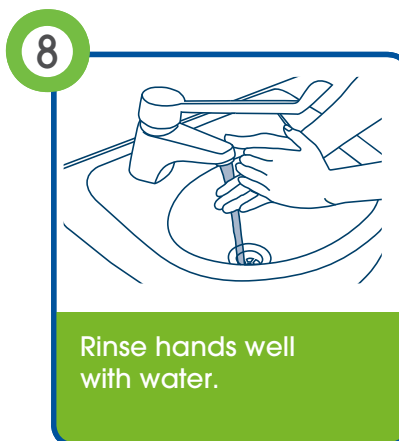
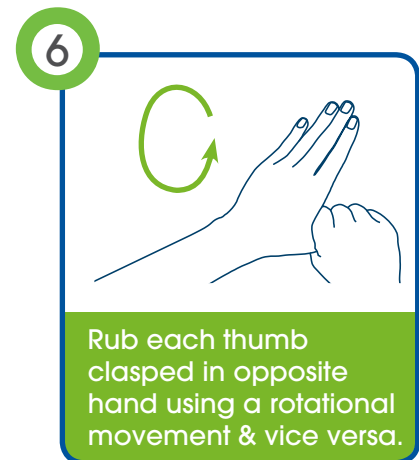
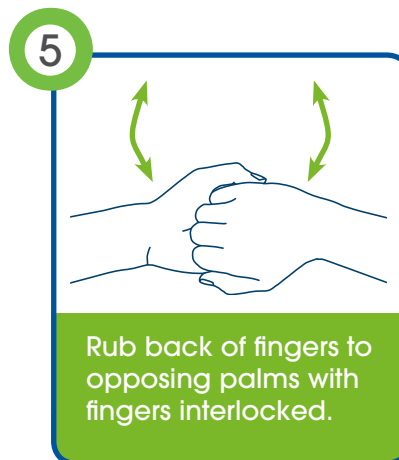

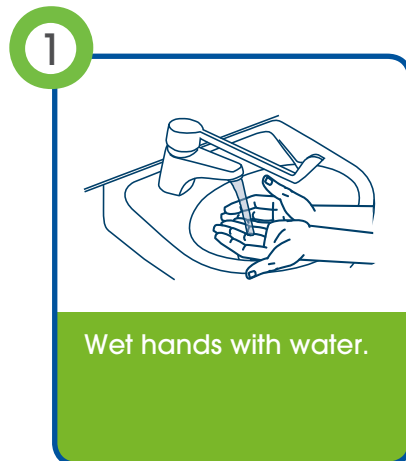
Hand Washing Technique - with soap & water

Effective hand washing is the most important and easiest way to prevent the spread of illness.

Wash and dry or sanitise your hands frequently.

Duration of the entire procedure: about 15 - 30 seconds.

The same as humming the 'Happy Birthday' song through twice.



You need to wash your hands!



germs are everywhere



Rinse hands with water



Add soap



Rub hands together



Clean backs of hands and wrists



Clean between fingers



Rinse hands



Dry hands

When do you need to wash your hands...



After using the toilet



Before eating



How to Safely Remove PPE

The **World Health Organisation** states that **face masks, gloves, wipes and paper tissues** should be hygienically disposed of using a **closed bin**.

Please follow this sequence for removing PPE:

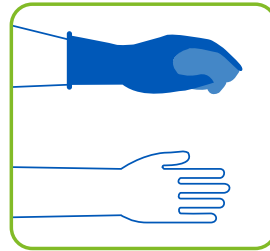
Glove Removal



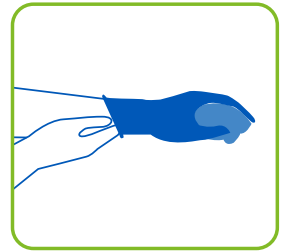
Pinch one glove at the wrist level to remove it, without touching the skin



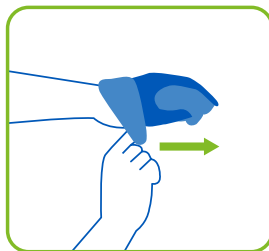
Peel the glove away from your hand, thus allowing the glove to turn inside-out



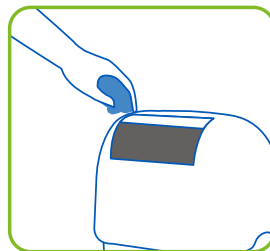
Hold the inside-out glove in the other hand



Slide your fingers under the wrist of the other glove



Peel the glove away from your body, turn it inside-out, leave the first glove inside the second



Dispose of the gloves safely in the bin provided




Wash your hands

Mask removal



Handle by ear-loops, as front of mask is dirty. Remove from face, in a downward direction, using ear-loops



Discard mask in the disposal bin provided

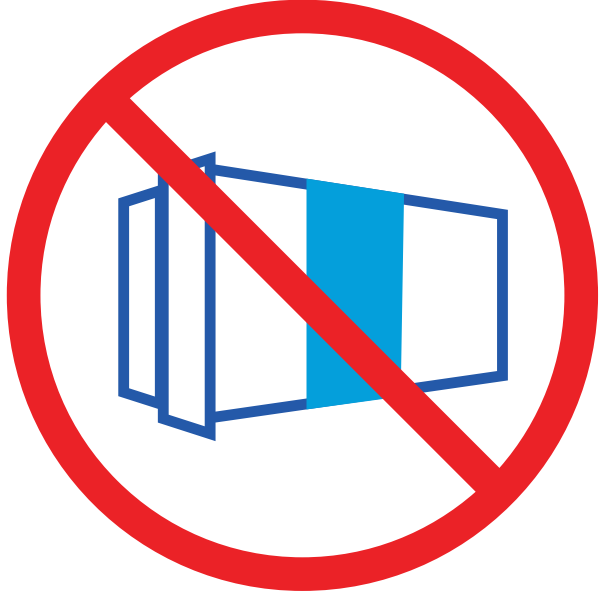


Wash your hands

Your well-being is important to us.
Stop the spread!



PPE Disposal Unit



Hand Sanitiser

Please
use me



Stop the Spread!



Hand Sanitiser

please use me



**GUIDANCE
POSTER PACK**

Citron Hygiene

citronhygiene.co.uk

ukservice@citronhygiene.com

08000 66 55 52

